

Project Title: **Spring 2024 Evaluations**

Courses Audience: **26**
Responses Received: **14**
Response Ratio: **53.85%**

Subject Details

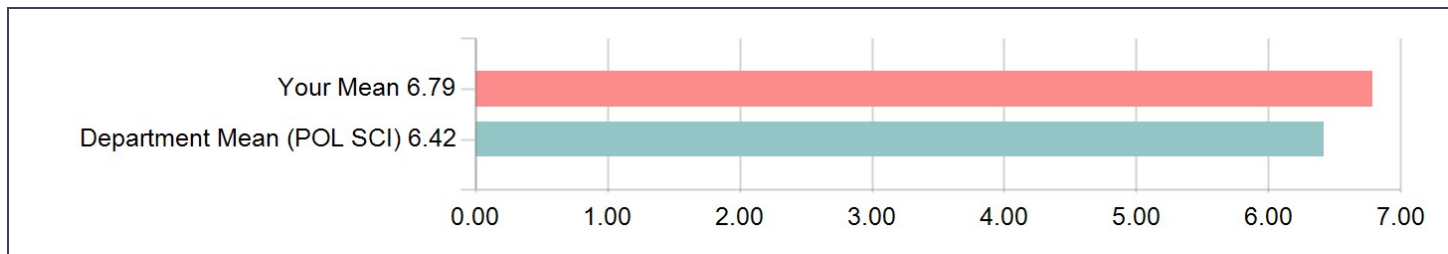
Name	POLSCI 3 DIS 101 Introduction to Empirical Analysis and Quantitative Methods (EVAL FOR GSI)
DEPT_NAME	POLSCI
DEPT_FORM	POL SCI
EVALUATION_TYPE	G
First Name	Kamyā
Last Name	Yadav

FOR YOUR INFORMATION: Please note that "Department Mean" for each rating question is calculated using all sections in your department. This may include both Faculty and GSIs depending on whether the department has selected a question item to be used for both.

UNIVERSITY WIDE QUESTIONS (QUANTITATIVE/RATING):

The items in this section are asked across all courses at Berkeley.

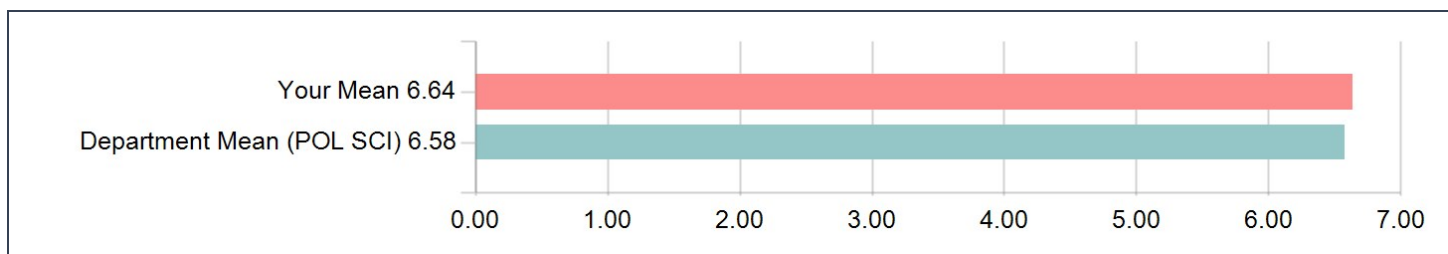
The GSI's instructional activities, contributions, and/or feedback enhanced my learning. ("Learning" may include gaining mastery of course content and new skills, exposure to new methodologies and modes of critical thinking, and extending the ability to express oneself on the topics treated in the course.)



The GSI's instructional activities, contributions, and/or feedback enhanced my learning. ("Learning" may include gaining mastery of course content and new skills, exposure to new methodologies and modes of critical thinking, and extending the ability to express oneself on the topics treated in the course.)

Options	Count	Percentage
1-Strongly disagree	0	0.00%
2-Disagree	0	0.00%
3-Disagree Somewhat	0	0.00%
4-Neutral (neither agree nor disagree)	0	0.00%
5-Agree Somewhat	0	0.00%
6-Agree	3	21.43%
7-Strongly agree	11	78.57%
Statistics	Value	
Response Count	14	
Mean	6.79	
Median	7.00	
Standard Deviation	0.43	

The GSI created an environment in which I could feel included (for example, encouraged multiple voices/perspectives, welcomed questions and critiques, responded to student feedback).



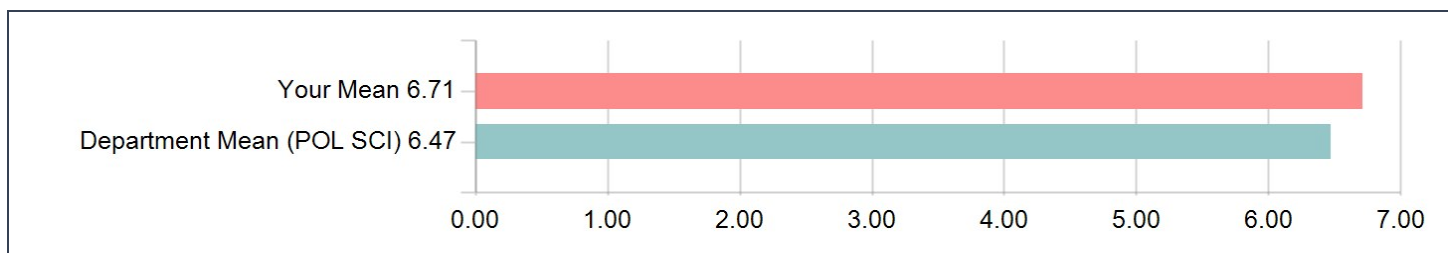
The GSI created an environment in which I could feel included (for example, encouraged multiple voices/perspectives, welcomed questions and critiques, responded to student feedback).

Options	Count	Percentage
1-Strongly disagree	0	0.00%
2-Disagree	0	0.00%
3-Disagree Somewhat	0	0.00%
4-Neutral (neither agree nor disagree)	0	0.00%
5-Agree Somewhat	1	7.14%
6-Agree	3	21.43%
7-Strongly agree	10	71.43%
Statistics	Value	
Response Count	14	
Mean	6.64	
Median	7.00	
Standard Deviation	0.63	

DEPARTMENT PROVIDED INSTRUCTOR QUESTIONS:

Items in this section were selected by POL SCI for inclusion on this evaluation.

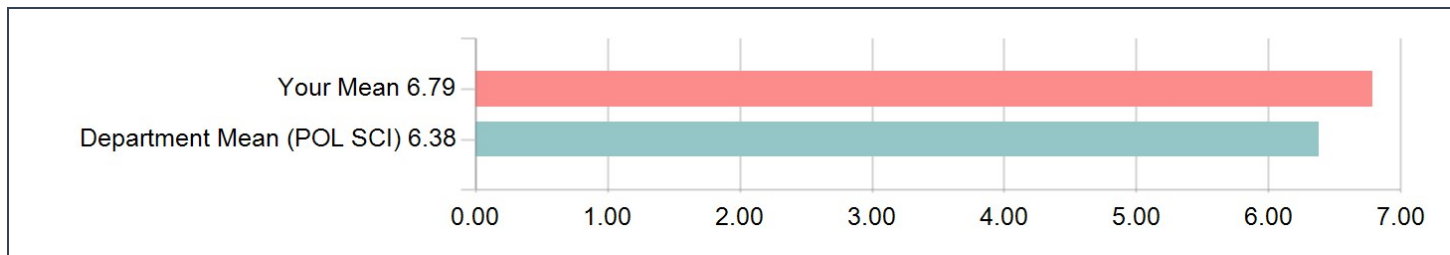
The instructor presented content in an organized manner.



The instructor presented content in an organized manner.

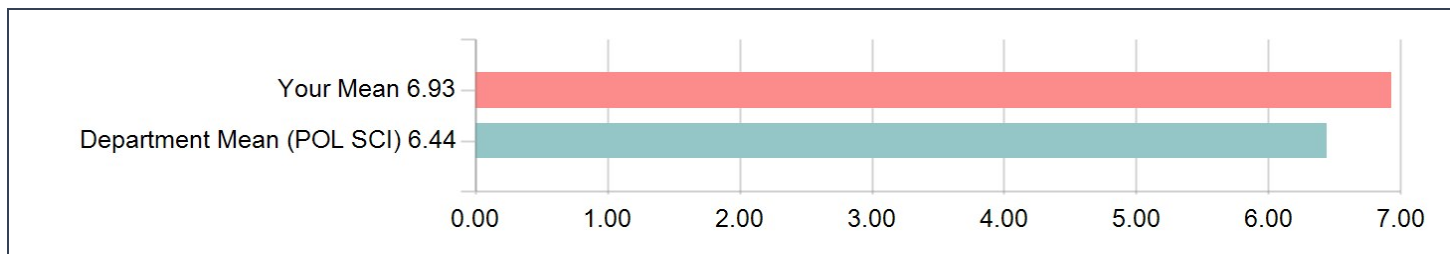
Options	Count	Percentage
1-Not at all	0	0.00%
2	0	0.00%
3	0	0.00%
4-Somewhat	0	0.00%
5	1	7.14%
6	2	14.29%
7-Very	11	78.57%
Statistics	Value	
Response Count	14	
Mean	6.71	
Median	7.00	
Standard Deviation	0.61	

The instructor explained concepts clearly.



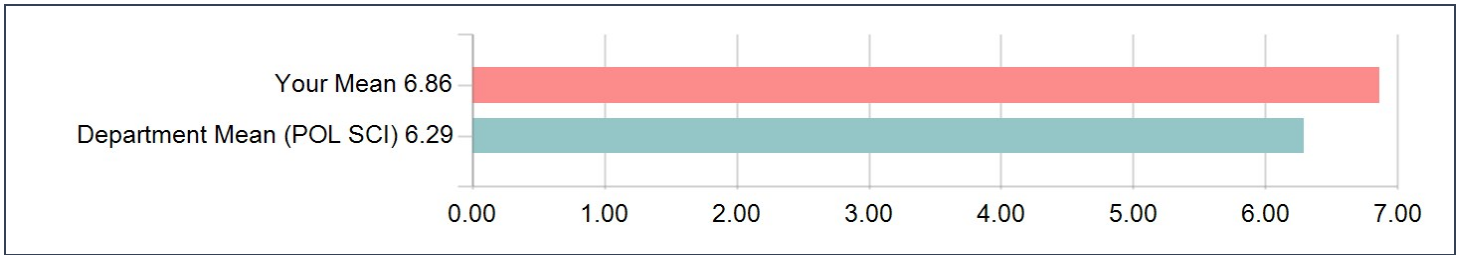
The instructor explained concepts clearly.		
Options	Count	Percentage
1-Not at all	0	0.00%
2	0	0.00%
3	0	0.00%
4-Somewhat	0	0.00%
5	0	0.00%
6	3	21.43%
7-Very	11	78.57%
Statistics	Value	
Response Count	14	
Mean	6.79	
Median	7.00	
Standard Deviation	0.43	

The instructor was helpful when I had difficulties or questions.



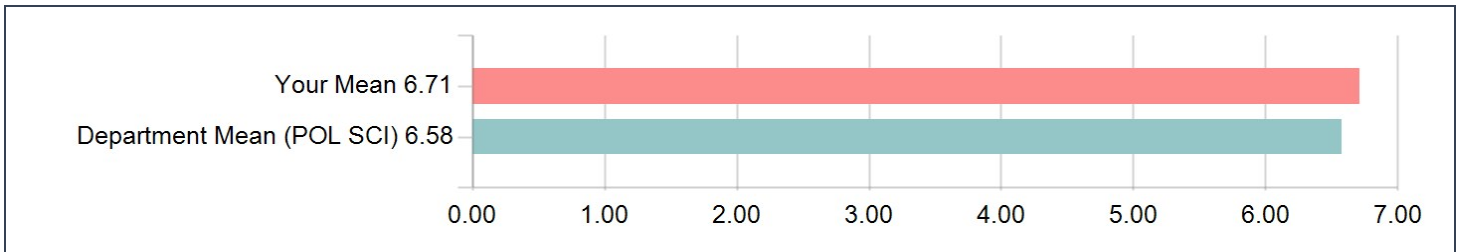
The instructor was helpful when I had difficulties or questions.		
Options	Count	Percentage
1-Not at all	0	0.00%
2	0	0.00%
3	0	0.00%
4-Somewhat	0	0.00%
5	0	0.00%
6	1	7.14%
7-Very	13	92.86%
Statistics	Value	
Response Count	14	
Mean	6.93	
Median	7.00	
Standard Deviation	0.27	

The instructor provided clear constructive feedback.



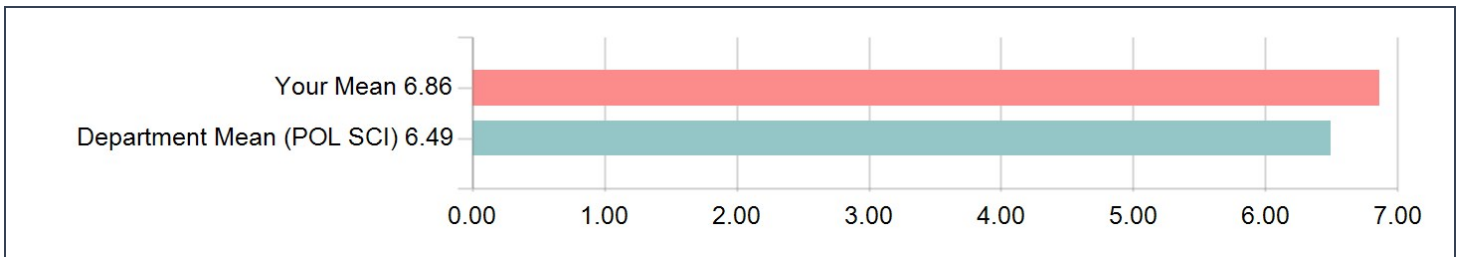
The instructor provided clear constructive feedback.		
Options	Count	Percentage
1-Not at all	0	0.00%
2	0	0.00%
3	0	0.00%
4-Somewhat	0	0.00%
5	0	0.00%
6	2	14.29%
7-Very	12	85.71%
Statistics	Value	
Response Count	14	
Mean	6.86	
Median	7.00	
Standard Deviation	0.36	

The instructor encouraged student questions and participation.



The instructor encouraged student questions and participation.		
Options	Count	Percentage
1-Not at all	0	0.00%
2	0	0.00%
3	0	0.00%
4-Somewhat	0	0.00%
5	0	0.00%
6	4	28.57%
7-Very	10	71.43%
Statistics	Value	
Response Count	14	
Mean	6.71	
Median	7.00	
Standard Deviation	0.47	

Considering both the limitations and possibilities of the subject matter and the course, how would you rate the overall effectiveness of this graduate student instructor?



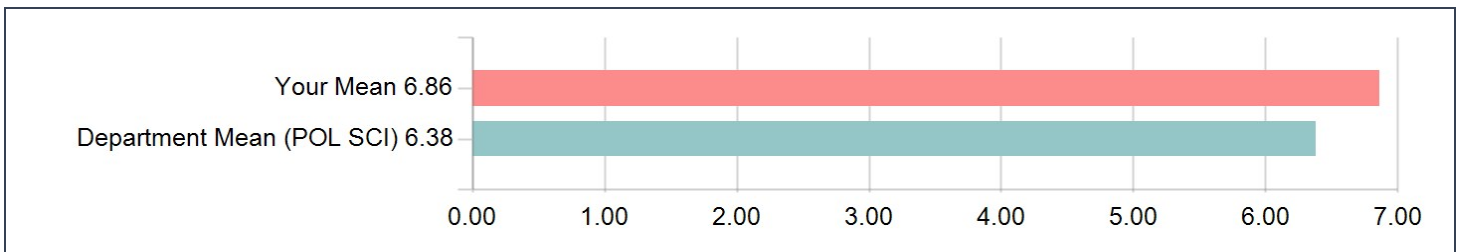
Considering both the limitations and possibilities of the subject matter and the course, how would you rate the overall effectiveness of this graduate student instructor?

Options	Count	Percentage
1-Not at all Effective	0	0.00%
2	0	0.00%
3	0	0.00%
4-Moderately Effective	0	0.00%
5	0	0.00%
6	2	14.29%
7-Extremely Effective	12	85.71%
Statistics	Value	
Response Count	14	
Mean	6.86	
Median	7.00	
Standard Deviation	0.36	

DEPARTMENT PROVIDED COURSE QUESTIONS:

Items in this section were selected by POL SCI for inclusion on this evaluation.

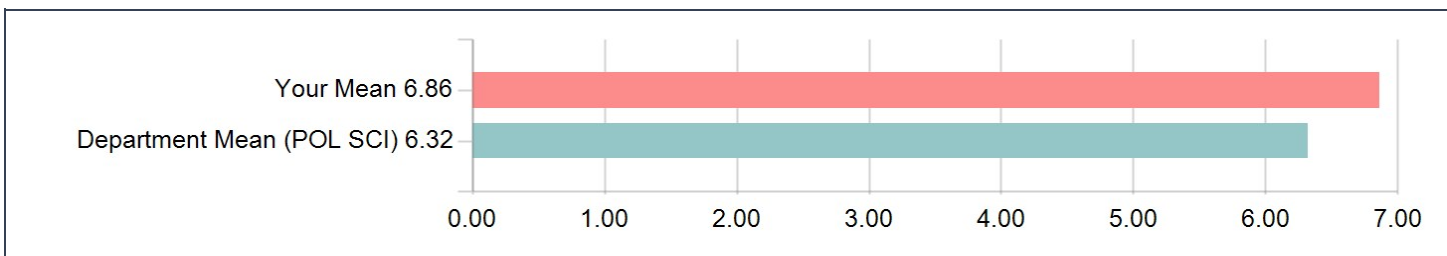
The course was effectively organized.



The course was effectively organized.

Options	Count	Percentage
1-Not at all	0	0.00%
2	0	0.00%
3	0	0.00%
4-Somewhat	0	0.00%
5	0	0.00%
6	2	14.29%
7-Very	12	85.71%
Statistics	Value	
Response Count	14	
Mean	6.86	
Median	7.00	
Standard Deviation	0.36	

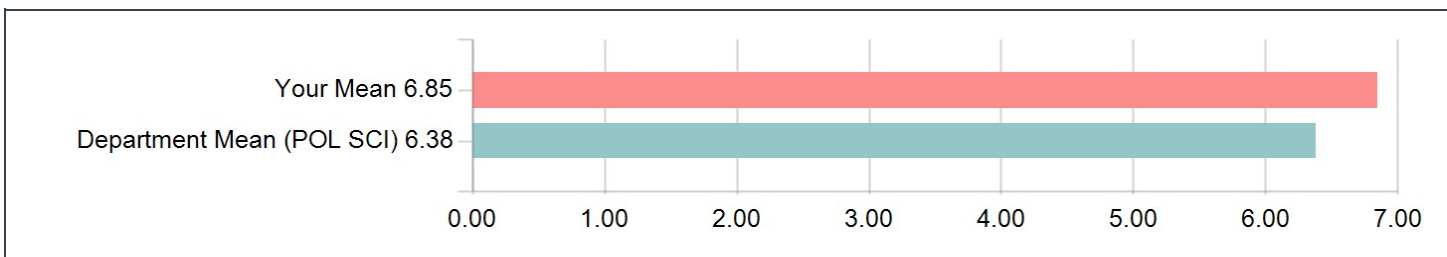
The course developed my abilities and skills for the subject.



The course developed my abilities and skills for the subject.

Options	Count	Percentage
1-Not at all	0	0.00%
2	0	0.00%
3	0	0.00%
4-Somewhat	0	0.00%
5	0	0.00%
6	2	14.29%
7-Very	12	85.71%
Statistics	Value	
Response Count	14	
Mean	6.86	
Median	7.00	
Standard Deviation	0.36	

The course developed my ability to think critically about the subject.



The course developed my ability to think critically about the subject.

Options	Count	Percentage
1-Not at all	0	0.00%
2	0	0.00%
3	0	0.00%
4-Somewhat	0	0.00%
5	0	0.00%
6	2	15.38%
7-Very	11	84.62%
Statistics	Value	
Response Count	13	
Mean	6.85	
Median	7.00	
Standard Deviation	0.38	

Please identify what you consider to be the strengths of the course (or section).

Comments
Kamya was very helpful and answered all of my questions patiently. She is very kind and created a great learning environment.
Kamya fostered a welcoming relaxed environment to ask questions, which she always had the clearest and most understandable responses/answered to. She was also able to go over the week's content at a nice pace, while having extra time for us to practice before the end of discussion.
I liked the presentations and the instructor was fantastic at answering questions and explaining the material clearly.
Just having forced office hours is great
Kamya was extremely helpful and explained concepts in an effective way. She made the concepts easy to understand.
The notebooks worked on in class and the summaries of hard concepts we learned that week.
The reviews of each concept during section were extremely helpful and allowed me to understand the concepts better. I also like half of the time was dedicated to answering questions and helping with code. The slides used were concise and clear, were great at supplementing the lectures to expand on topics and give more examples.
The GSI is very organized and great at answering questions. I also appreciate the way the GSI outlines the sections with a presentation overviewing the main concept(s) of the week with a practice assignment near the end of the section in order to refine my skills.
Both the course and section were very helpful in expanding my knowledge! The lectures were VERY clear and organized. I also really liked the way the course was organized on the bcourses website. The sections perfectly complimented the lectures and the lectures and practice that my GSI provided in section were super effective! The GSI was also very accessible to ask questions which really helped me in this course.
She's a genius! How did CAL get to have her? Her ability to breakdown every course lecture down and help is beyond appreciated! THANK YOU KAMYA!
This section was good at providing time for hands on work and leaving room for questions. Also, providing direct definitions and explanations of concepts explained during lectures.

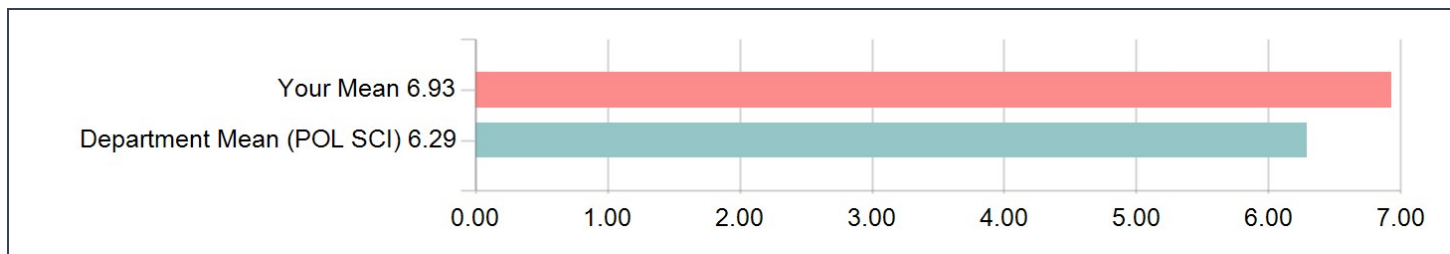
Please identify area(s) where you think the course could be improved.

Comments
I have no critiques about the course. I appreciated the structure of the course and the way it was taught. It was much more fun, interesting, and enjoyable than I expected.
Simplify the verbiage a little more so people that don't live stats can understand how you want the explanations worded
None.
I can't think of anything that could've been improved
No improvement needed.
I have no recommendations for improvement. The course was great!
It would make more sense to have the group assignments during section with al do honesty...

What advice would you give to another student who is considering taking this course?

Comments
Go to section and come with questions.
Don't be nervous. Most of the students taking the course have little to no experience with the course material, but if you have a gsi like Kamyra, you'll do fine. Also, make sure your computer is computer/ipad is charged before class.
Make sure to stay for office hours and ask about anything you are unsure about.
Ask so many questions on how to write your explanation even if you understand you have to write it in a very specific way that's not fully explained.
Take it!
Don't fall behind on watching lectures and stay organized.
Make sure to ask questions if you don't understand something, I can't stress this enough. You will easily be able to get the help you need and won't suffer in silence.
Use the office hours and do not be afraid to ask your GSI questions. They are only here to help you! :)
Go to lectures and section! They are both very helpful in improving your skills and knowledge for this course.
TAKE IT especially as a Political Science Major its required!
Write down and review the slides from discussions because some things were explained in ways that were very useful on the midterm.

Considering both the limitations and possibilities of the subject matter and the course, how would you rate the overall effectiveness of this course?



Considering both the limitations and possibilities of the subject matter and the course, how would you rate the overall effectiveness of this course?

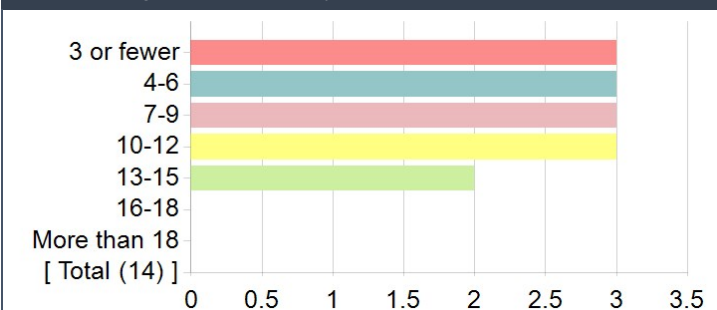
Options	Count	Percentage
1-Not at all Effective	0	0.00%
2	0	0.00%
3	0	0.00%
4-Moderately Effective	0	0.00%
5	0	0.00%
6	1	7.14%
7-Extremely Effective	13	92.86%
Statistics	Value	
Response Count	14	
Mean	6.93	
Median	7.00	
Standard Deviation	0.27	

DEPARTMENT PROVIDED STUDENT INFORMATION QUESTIONS

Items in this section were selected by POL SCI for inclusion on this evaluation.

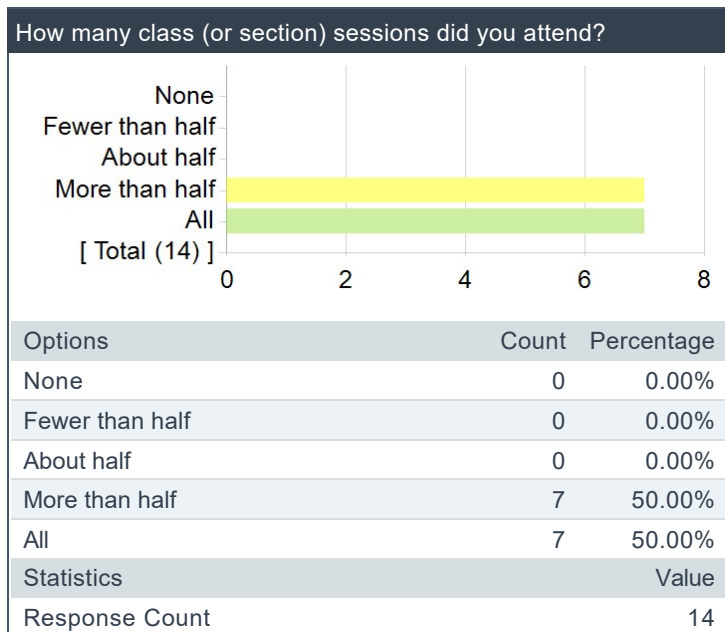
On average, how many hours per week have you spent on this course, including attending classes, doing readings, reviewing notes, writing papers, and any other course-related work?

On average, how many hours per week have you spent on this course, including attending classes, doing readings, reviewing notes, writing papers, and any other course-related work?



Options	Count	Percentage
3 or fewer	3	21.43%
4-6	3	21.43%
7-9	3	21.43%
10-12	3	21.43%
13-15	2	14.29%
16-18	0	0.00%
More than 18	0	0.00%
Statistics	Value	
Response Count	14	

How many class (or section) sessions did you attend?



How satisfied were you with your effort in this course (or section)?

